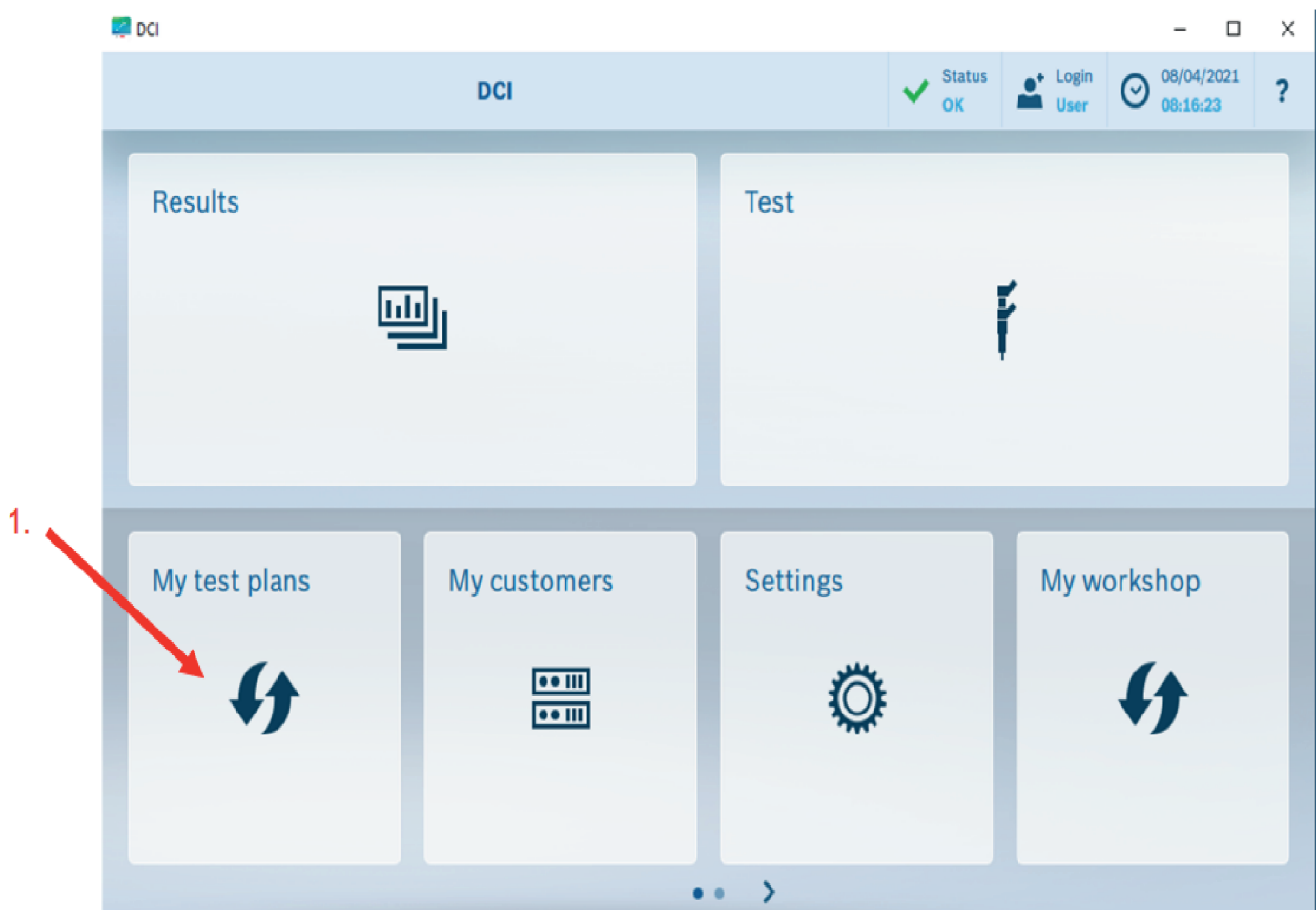


Procedure for test plan file sent by E-mail

Step 1:

Once you receive the test plan by E-Mail copy to USB and transfer USB to DCI test bench.

Open the my test plan tab in the DCI software.



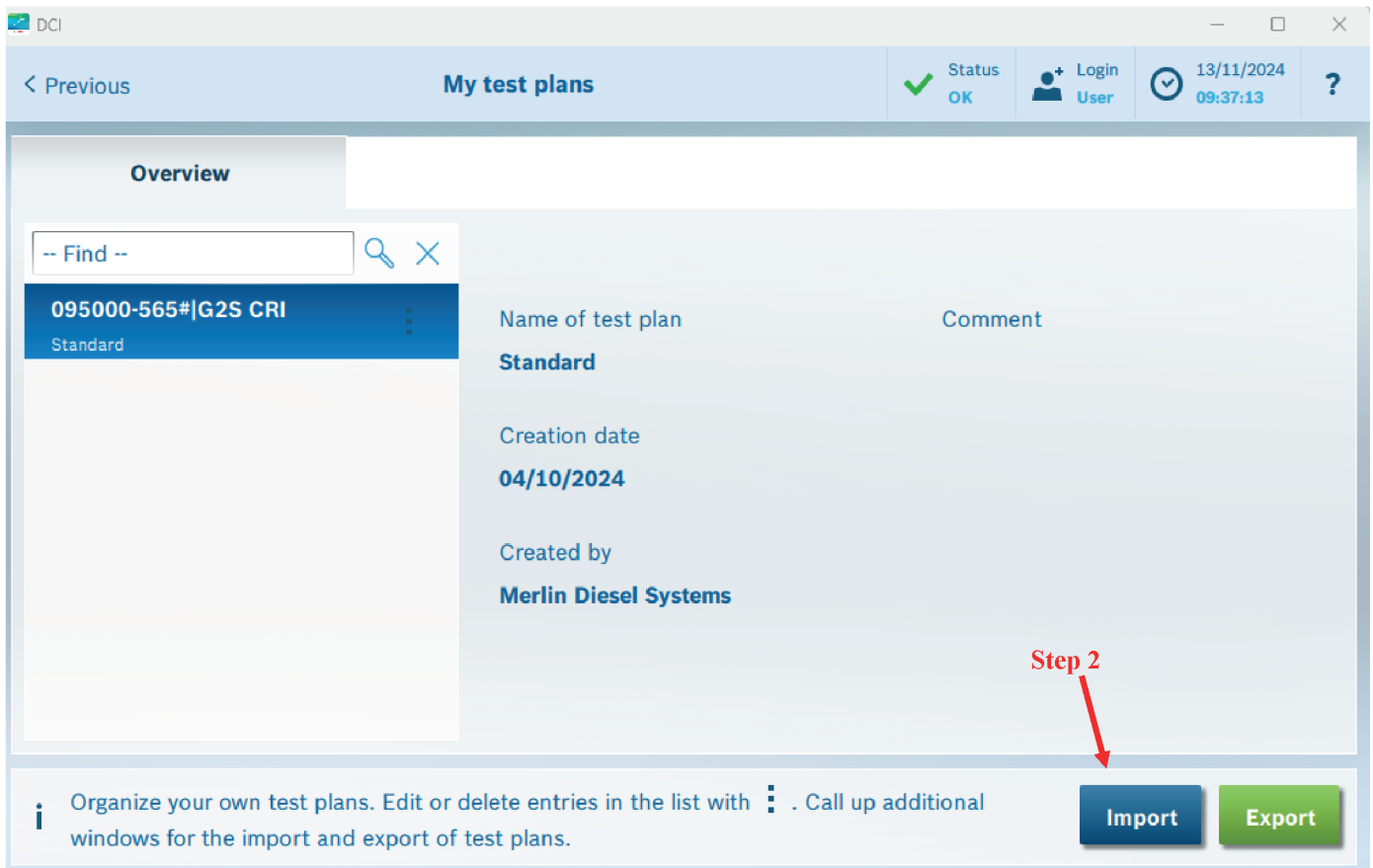
Important Notice:

All test plan files that you can purchase are linked to the DCI serial number. For this reason you must provide the correct serial number when ordering the test plan or the test plan will not work.

Procedure for test plan file sent by E-mail.

Step 2:

Click on the import tab at the bottom of the screen.



The screenshot shows the DCI web application interface. At the top, there's a navigation bar with a 'Previous' link, the title 'My test plans', and status indicators (Status OK, Login User, and a clock showing 13/11/2024 09:37:13). Below this is a tabbed interface with 'Overview' selected. On the left, there's a search bar with '-- Find --' and a list of test plans. The first entry is '095000-565#|G2S CRI' with a 'Standard' label. On the right, the details for the selected test plan are shown: 'Name of test plan' is 'Standard', 'Creation date' is '04/10/2024', and 'Created by' is 'Merlin Diesel Systems'. At the bottom, there's a message: 'Organize your own test plans. Edit or delete entries in the list with [icon]. Call up additional windows for the import and export of test plans.' To the right of this message are two buttons: 'Import' and 'Export'. A red arrow labeled 'Step 2' points to the 'Import' button.

Important Notice:

All test plan files that you can purchase are linked to the DCI serial number. For this reason you must provide the correct serial number when ordering the test plan or the test plan will not work.

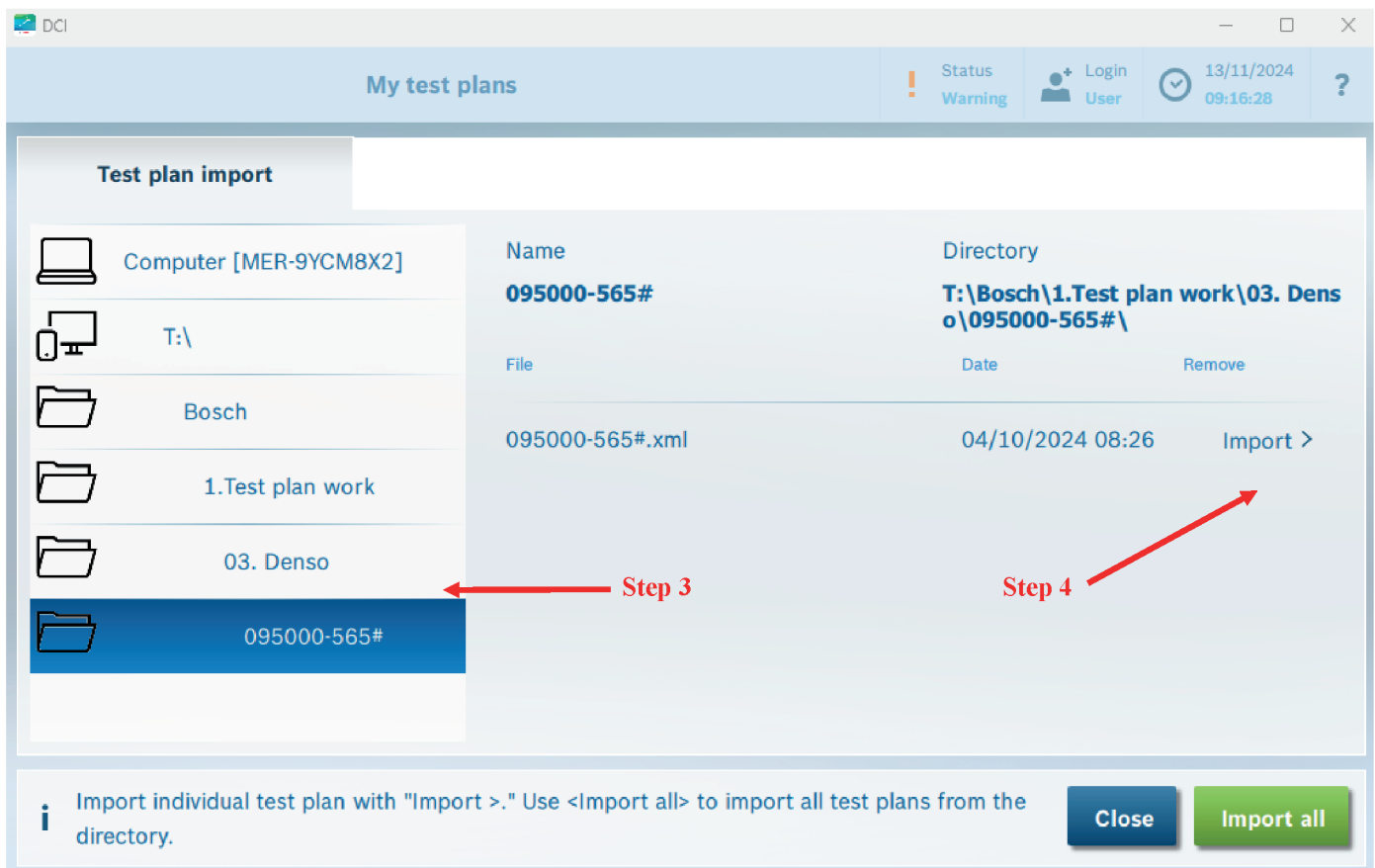
Procedure for test plan file sent by E-mail.

Step 3:

Click on the location of the test plan (this will be USB test plan was copied to)

Step 4:

Click import



The screenshot shows the 'My test plans' window in the DCI application. The 'Test plan import' tab is active. On the left, a directory tree shows the path: Computer [MER-9YCM8X2] > T:\ > Bosch > 1.Test plan work > 03. Denso > 095000-565#. The '095000-565#' folder is selected, indicated by a red arrow labeled 'Step 3'. The main area displays the details for this folder:

Name	Directory
095000-565#	T:\Bosch\1.Test plan work\03. Denso\095000-565#\

File	Date	Remove
095000-565#.xml	04/10/2024 08:26	Import >

A red arrow labeled 'Step 4' points to the 'Import >' button. At the bottom, a message states: 'Import individual test plan with "Import >." Use <Import all> to import all test plans from the directory.' There are 'Close' and 'Import all' buttons.

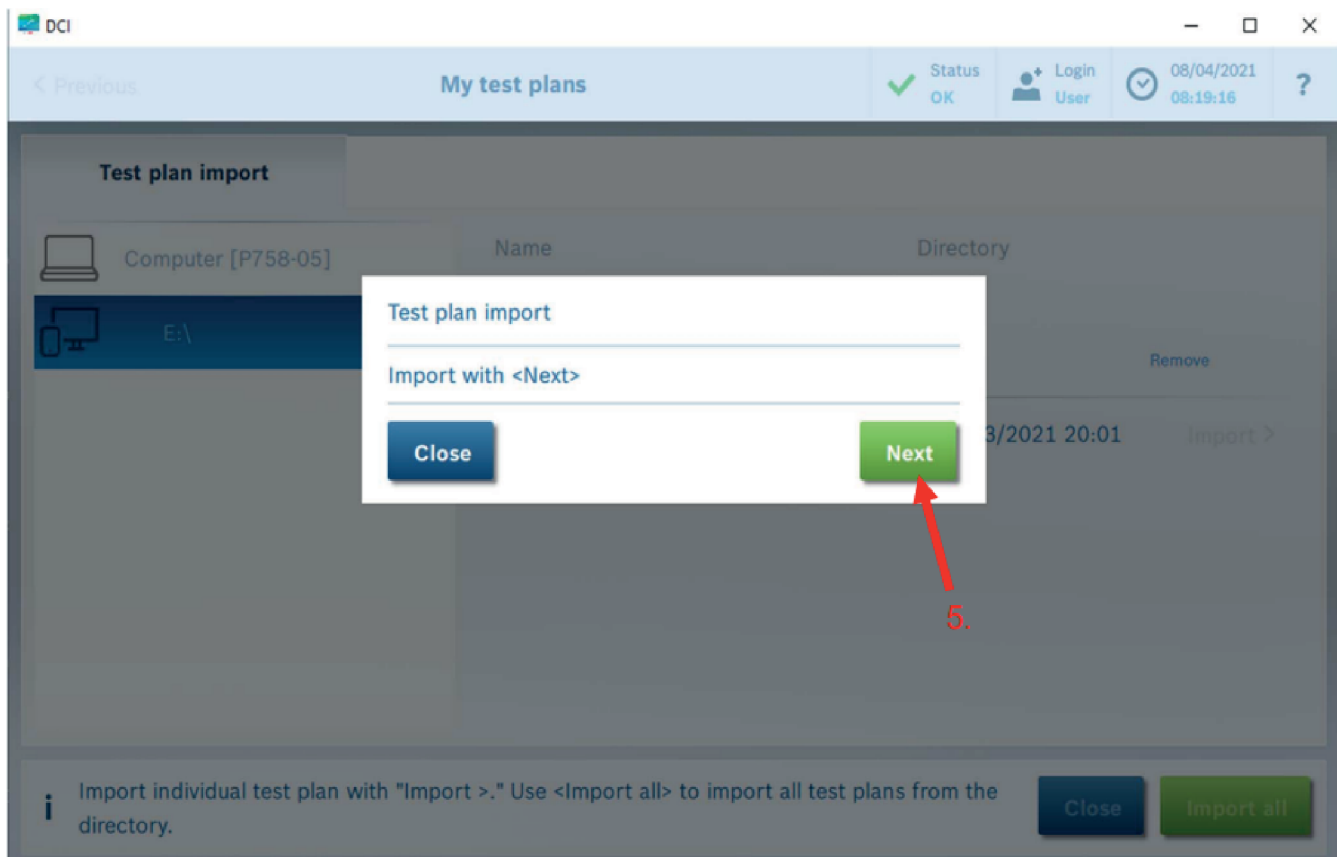
Important Notice:

All test plan files that you can purchase are linked to the DCI serial number. For this reason you must provide the correct serial number when ordering the test plan or the test plan will not work.

Procedure for test plan file sent by E-mail.

Step 5:

Click on Next to start the import



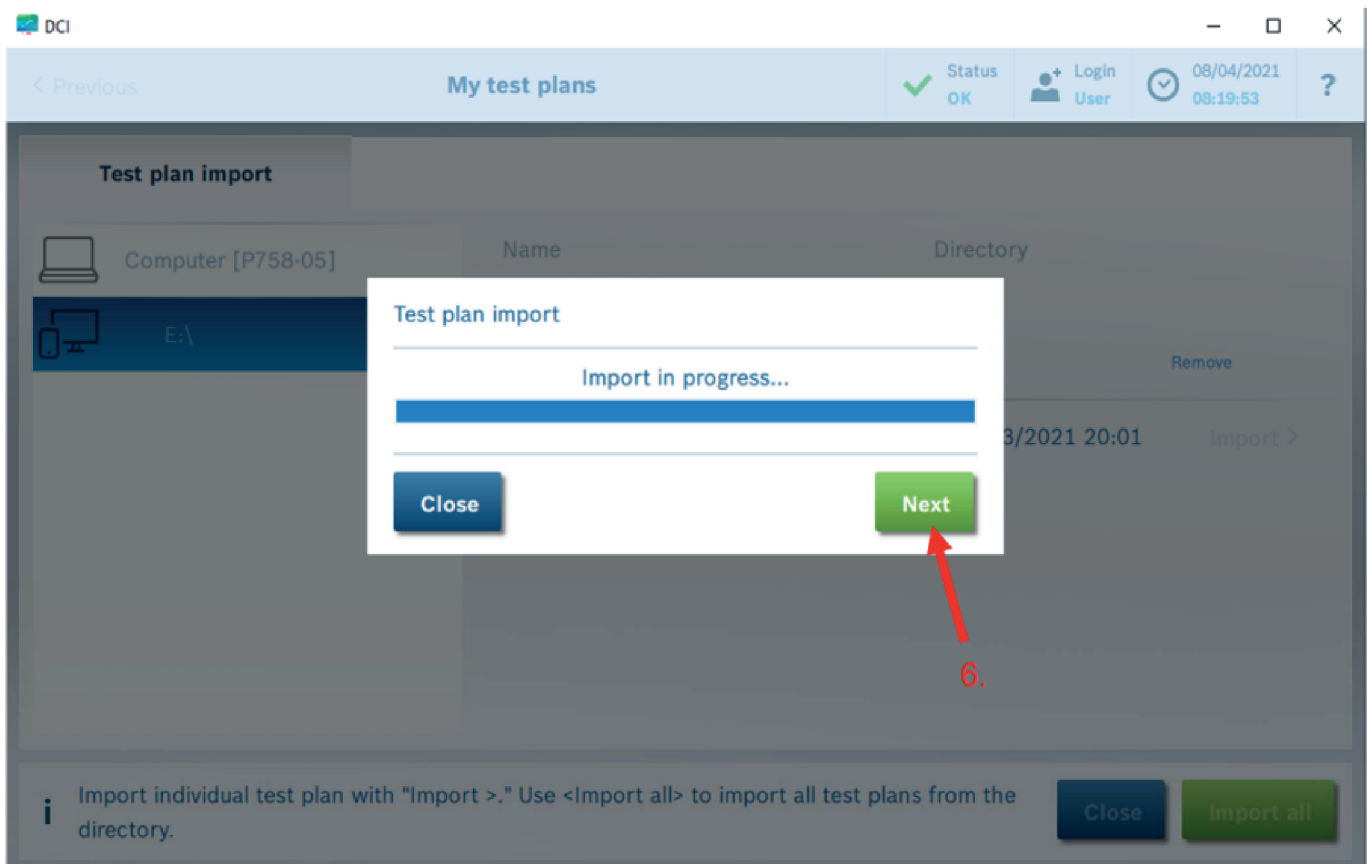
Important Notice:

All test plan files that you can purchase are linked to the DCI serial number. For this reason you must provide the correct serial number when ordering the test plan or the test plan will not work.

Procedure for test plan file sent by E-mail.

Step 6:

Click on Next once import progress bar is complete.



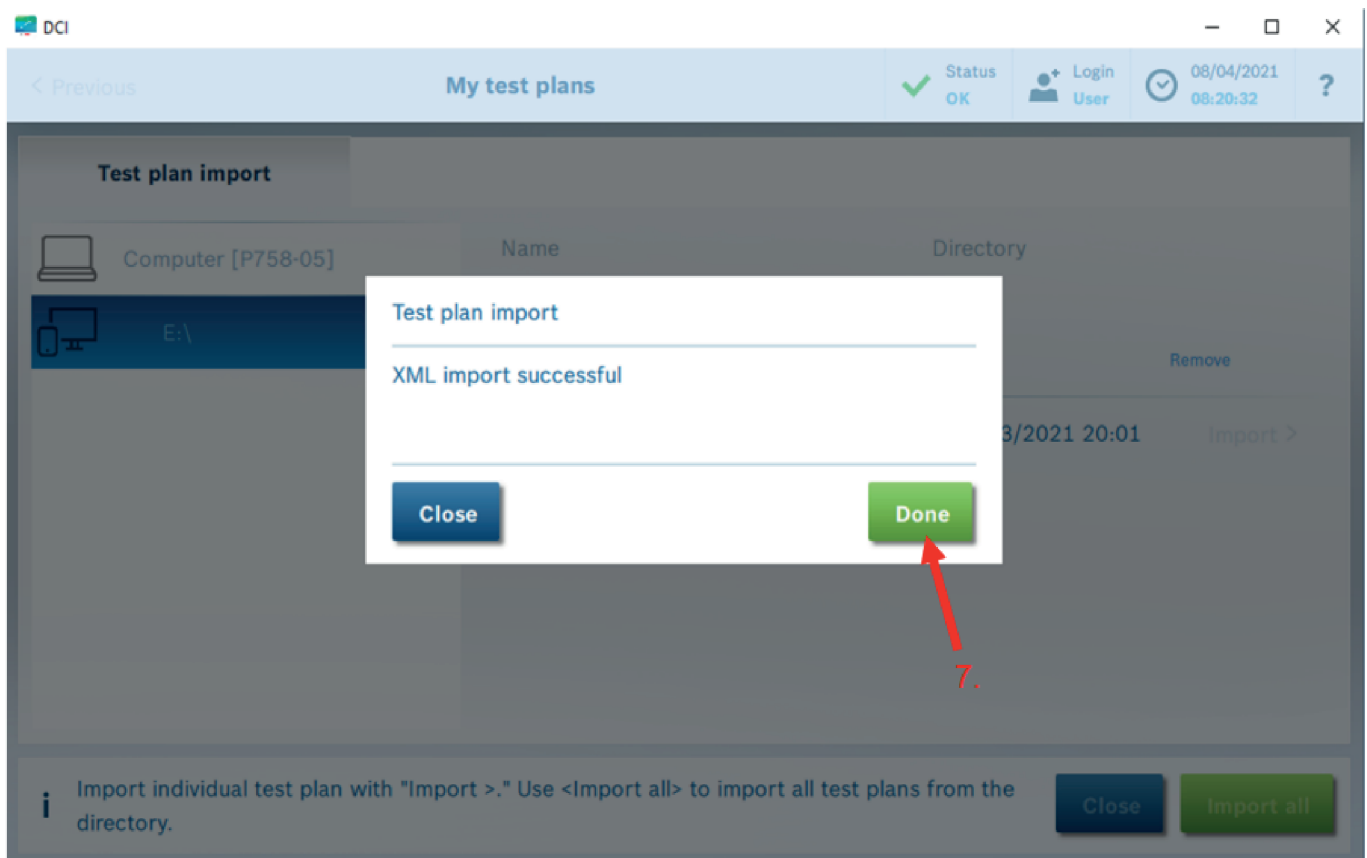
Important Notice:

All test plan files that you can purchase are linked to the DCI serial number. For this reason you must provide the correct serial number when ordering the test plan or the test plan will not work.

Procedure for test plan file sent by E-mail.

Step 7:

Click on done button to complete



Important Notice:

All test plan files that you can purchase are linked to the DCI serial number. For this reason you must provide the correct serial number when ordering the test plan or the test plan will not work.

Procedure for test plan file sent by E-mail.

Step 8:

Test plan is now loaded into software

< Previous

Injector selection

✓ Status OK

+ Login User

13/11/2024 09:57:36

?

All 1961 Injectors

<

Bosch CRI piezo 306 Injectors

Continental 0 Injectors

Denso 1 Injectors

>

-- Find --

✓ 095000-565# | G2S CRI Standard

Manufacturer

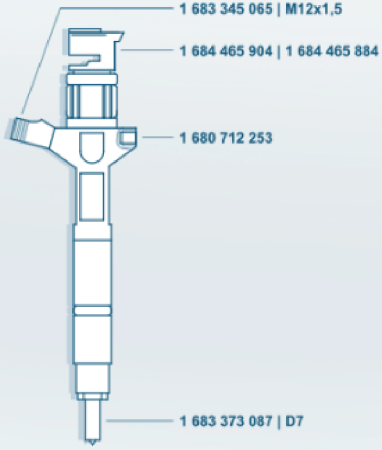
Denso

Created by

Merlin Diesel Systems

Date

04/10/2024



i

Select the desired injector. Go to injector test with <Next>.

Next

Important Notice:

All test plan files that you can purchase are linked to the DCI serial number. For this reason you must provide the correct serial number when ordering the test plan or the test plan will not work.